

Village gateway feature to be repositioned to reflect new speed restrictions

Removal of speed limit signs





Removal of speed limit signs

Repeater signage changes to reflect speed limit changes

Existing 40mph/30mph village gateway to be taken down and replaced with 30mph repeater signs

Existing 40mph/30mph village gateway to be taken down and replaced with 30mph repeater signs

KEY

-  Existing 40pmh speed limit to be reduced to 30mph
-  Existing 30mph speed limit
-  Existing 40mph speed limit
-  Approximate location of new traffic signs

© Crown copyright and database rights 2023. Ordnance Survey 100019340



Grahame Bygrave
Interim Executive Director of
Community and Environmental Services
Norfolk County Council
County Hall, Martineau Lane
Norwich NR1 2SG

DRAWING TITLE
Lynn Road, Weeting
30mph Speed Limit Extension
TRO Plan

REV.	DESCRIPTION	DRAWN BY	CHECKED	DATE

SURVEYED BY	INITIALS	DATE	DRAWING No.
OS	OS	09/23	PGA068-HD2-1200-001
DESIGNED BY	JL	09/23	PROJECT TITLE
DRAWN BY	JL	09/23	Lynn Road, Weeting 30mph Speed Limit Extension
CHECKED BY	BH	09/23	SCALE
			1:1250/25k @A3
			FILE No.
			PGA068